

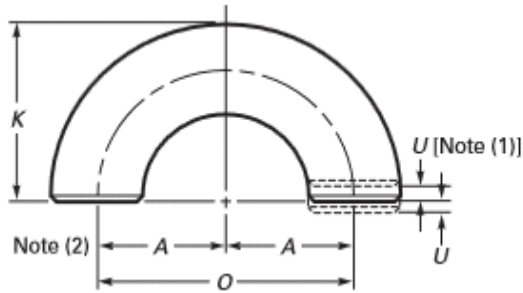
DIMENSIONS OF LONG RADIUS ELBOW				Appx. Weight (kgs) 90 Degree LR Elbow							
NPS	OD	A	B	S/10	S/10s	S/40S	S/40	S/80S	S/80	S/160	S/XXS
1/2"	21.3	38	16	0.06	0.06	0.08	0.08	0.1	0.1	0.11	0.15
3/4"	26.7	38	19	0.07	0.07	0.11	0.11	0.13	0.13	0.18	0.22
1"	33.4	38	22	0.12	0.12	0.15	0.15	0.2	0.2	0.25	0.32
1 1/4"	42.2	48	25	0.21	0.21	0.25	0.25	0.34	0.34	0.42	0.58
1 1/2"	48.3	57	29	0.28	0.28	0.36	0.36	0.48	0.48	0.65	0.86
2"	60.3	76	35	0.47	0.47	0.65	0.65	0.89	0.89	1.33	1.6
2 1/2"	73	95	44	0.78	0.78	1.3	1.3	1.7	1.7	2.2	3.1
3"	88.9	114	51	1.15	1.15	2.02	2.02	2.7	2.7	3.8	5
4"	114.3	152	64	2	2	3.83	3.83	5.4	5.4	8	9.8
5"	140	190	79	3.41	3.41	6.4	6.4	9.2	9.2	14.5	16.9
6"	168.3	229	95	5	5	10.2	10.2	15.3	15.3	24.3	28.5
8"	219.1	305	127	9.56	9.56	20.4	20.4	31	31	53.4	51.6
10"	273	381	159	16.6	16.6	36.1	36.1	48.7	57.5	103	92.7
12"	323.8	457	190	25.8	25.8	53	58	70	95	172	134
14"	355.6	533	222	45.7	34.6	68	79	90	133	236	
16"	406.4	610	254	60	45.5	89.5	118	118	195	350	
18"	457	686	286	76	57.5	114	168	150	275	496	
20"	508	762	318	94	83	140	220	186	373	676	
22"	559	838	343	113.8	99	170		225	492	885	
24"	610	914	381	135.6	135.6	203	367	269	635	1160	

Note:

- 1, All dimensions are in millimeters.
- 2, Larger Sizes items are available upon request.
- 3, Bevel ends as per ASME B16.25.
- 4, Tolerance refer to page 12.

**AUH TRADING CO., LTD**  
**2-901, Shangbao Building, Lucheng**  
**Wenzhou City, 325000, China**  
**Tel: 0086-577-85550367**  
**sales@auhtrading.com**  
**info@auhtrading.com**

**P1/P12**



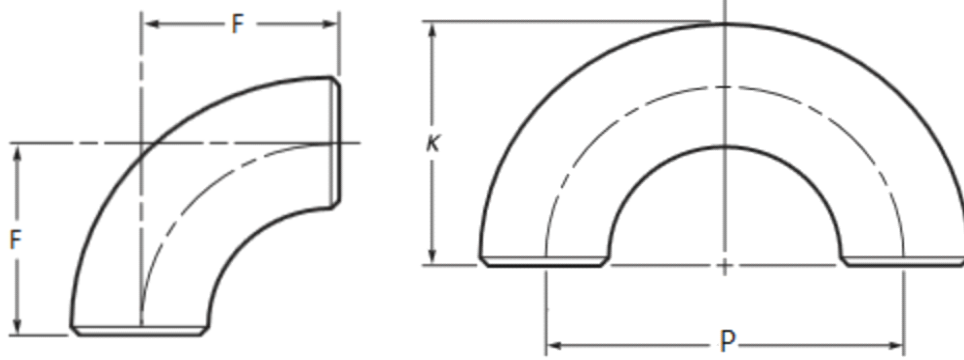
DIMENSIONS OF LONG RADIUS ELBOW				Appx. Weight (kgs)							
NPS	OD	O	K	S/10	S/10S	S/40S	S/40	S/80S	S/80	S/160	S/XXS
1/2"	21.3	76	48	0.12	0.12	0.16	0.16	0.2	0.2	0.22	0.3
3/4"	26.7	76	51	0.14	0.14	0.22	0.22	0.26	0.26	0.36	0.44
1"	33.4	76	56	0.24	0.24	0.3	0.3	0.4	0.4	0.5	0.64
1 1/4"	42.2	95	70	0.42	0.42	0.5	0.5	0.68	0.68	0.84	1.16
1 1/2"	48.3	114	83	0.56	0.56	0.72	0.72	0.96	0.96	1.3	1.72
2"	60.3	152	106	0.94	0.94	1.3	1.3	1.78	1.78	2.66	3.2
2 1/2"	73	190	132	1.56	1.56	2.6	2.6	3.4	3.4	4.4	6.2
3"	88.9	229	159	2.3	2.3	4.04	4.04	5.4	5.4	7.6	10
4"	114.3	305	210	4	4	7.66	7.66	10.8	10.8	16	19.6
5"	140	381	262	6.82	6.82	12.8	12.8	18.4	18.4	29	33.8
6"	168.3	457	313	10	10	20.4	20.4	30.6	30.6	48.6	57
8"	219.1	610	414	19.12	19.12	40.8	40.8	62	62	106.8	103.2
10"	273	762	518	33.2	33.2	72.2	72.2	97.4	115	206	185.4
12"	323.8	914	619	51.6	51.6	106	116	140	190	344	268
14"	355.6	1067	711	91.4	69.2	136	158	180	266	472	
16"	406.4	1219	813	120	91	179	236	236	390	700	
18"	457	1372	914	152	115	228	336	300	550	992	
20"	508	1524	1016	188	166	280	440	372	746	1352	
22"	559	1676	1118	227.6	198	340		450	984	1770	
24"	610	1829	1219	271.2	271.2	406	734	538	1270	2320	

Note:

- 1, Tolerance for alignment of ends U, see page 12.
- 2,  $A=1/2*O$
- 3, All dimensions are in millimeters.
- 4, Larger Sizes items are available upon request.
- 5, Bevel ends as per ASME B16.25.
- 6, Tolerance refer to page 12.

**P2/P12**

**AUH TRADING CO., LTD**  
**2-901, Shangbao Building, Lucheng**  
**Wenzhou City, 325000, China**  
**Tel: 0086-577-85550367**  
**sales@auhtrading.com**  
**info@auhtrading.com**



**DIMENSIONS OF SHORT RADIUS ELBOW**

Appx. wight (kgs) 90 Degree SR Elbow

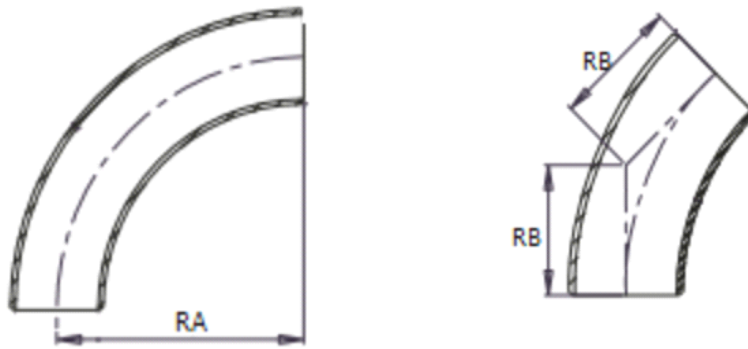
NPS	OD	F	P	K	S/10S	S/10	S/40S	S/40	S/80S	S/80	S/160
1"	33.4	25	51	41	0.08	0.08	0.1	0.1	0.13	0.13	0.17
1 1/4"	42.2	32	64	52	0.14	0.14	0.17	0.17	0.22	0.22	0.28
1 1/2"	48.3	38	76	62	0.18	0.18	0.24	0.24	0.33	0.33	0.44
2"	60.3	51	102	81	0.32	0.32	0.44	0.44	0.6	0.6	0.89
2 1/2"	73	64	127	100	0.53	0.53	0.87	0.87	1.15	1.15	1.5
3"	88.9	76	152	121	0.78	0.78	1.35	1.35	1.8	1.8	2.5
4"	114.3	102	203	159	1.35	1.35	2.6	2.6	3.6	3.6	5.4
5"	140	127	254	197	2.28	2.28	4.3	4.3	6.1	6.1	9.7
6"	168.3	152	305	237	3.3	3.3	6.8	6.8	10.2	10.2	16.1
8"	219.1	203	406	313	6.4	6.4	13.6	13.6	20.6	20.6	35.4
10"	273	254	508	391	11	11	24	24	32.5	38.3	68.7
12"	323.8	305	610	467	17.2	17.2	35.4	38.2	46.6	63.2	114.3
14"	355.6	356	711	533	23.1	30.6	45.4	53	60	88.3	157.4
16"	406.4	406	813	610	30.2	40	59.5	78.6	78.6	129.7	233
18"	457	457	914	686	38.2	50.6	75.5	112	99.8	182.6	330
20"	508	508	1016	762	54.7	62.7	93.4	146	123.7	248	450
22"	559	559	1118	838	66.4	76	114		150.1	328	590
24"	610	610	1219	914	90.5	90.5	135	244.5	179.1	423	774

Note:

- 1, All dimensions are in millimeters.
- 2, Larger Sizes items are available upon request.
- 3, Bevel ends as per ASME B16.25.
- 4, Tolerance refer to page 12.

**AUH TRADING CO., LTD**  
**2-901, Shangbao Building, Lucheng**  
**Wenzhou City, 325000, China**  
**Tel: 0086-577-85550367**  
**sales@auhtrading.com**  
**info@auhtrading.com**

**P3/P12**



### DIMENSIONS OF 3D BEND

Appx. Wight (kgs)

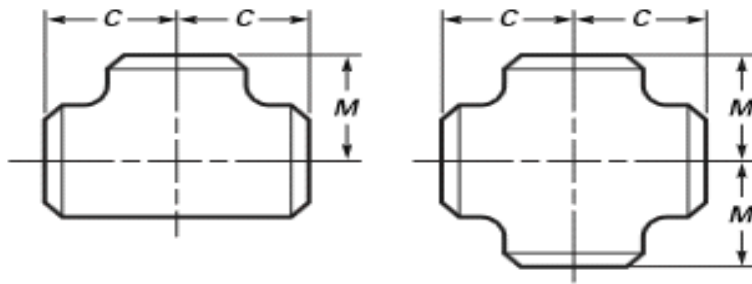
NPS	OD	RA	RB	S/10S	S/10	S/40s	S/40	S/80s	S/80	S/160
3/4"	26.7	57	24	0.12	0.12	0.15	0.15	0.2	0.2	0.26
1"	33.4	76	31	0.25	0.25	0.3	0.3	0.39	0.39	0.5
1 1/4"	42.2	95	39	0.4	0.4	0.5	0.5	0.67	0.67	0.84
1 1/2"	48.3	114	47	0.56	0.56	0.73	0.73	0.97	0.97	1.3
2"	60.3	152	63	0.95	0.95	1.3	1.3	1.8	1.8	2.7
2 1/2"	73	190	79	1.6	1.6	2.6	2.6	3.4	3.4	4.5
3"	88.9	229	95	2.4	2.4	4.1	4.1	5.5	5.5	7.7
4"	114.3	305	127	4	4	7.7	7.7	10.7	10.7	16
5"	140	381	157	6.8	6.8	12.9	12.9	18.3	18.3	29
6"	168.3	457	189	9.9	9.9	20.3	20.3	30.5	30.5	48.5
8"	219.1	610	252	19.2	19.2	40.7	40.7	61.9	61.9	106.5
10"	273	762	316	33.2	33.2	72.1	72.1	97.5	114.8	206
12"	323.8	914	378	51.6	51.6	106	114	140	189.4	342.4
14"	355.6	1067	441	69.3	91.6	136.3	158.3	180	265	471.7
16"	406.4	1219	505	90.6	120	179	236	236	389	699
18"	457	1372	568	114.8	152	226	335	300	548	989
20"	508	1524	632	164.2	188	280	439	371	744	1350
22"	559	1676	694	199	228	340		450	983	1768
24"	610	1829	757	271	271	405	733	537	1269	2320

Note:

- 1, All dimensions are in millimeters.
- 2, Larger Sizes items are available upon request.
- 3, Bevel ends as per ASME B16.25.
- 4, Tolerance refer to page 12.
- 5, Appx. wight of 3D Bend without tangent length.

**P4/P12**

**AUH TRADING CO., LTD**  
**2-901, Shangbao Building, Lucheng**  
**Wenzhou City, 325000, China**  
**Tel: 0086-577-85550367**  
**sales@auhtrading.com**  
**info@auhtrading.com**



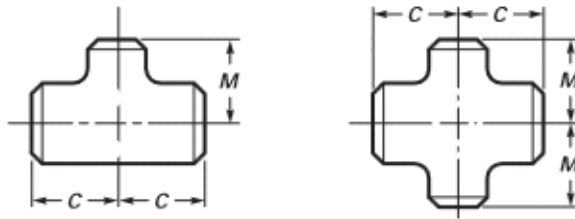
DIMENSIONS OF EQUAL TEE & CROSS				Appx. Wight (kgs) Equal Tee							
NPS	OD	C	M	S/10s	S/10	S/40s	S/40	S/80s	S/80	S/160	S/XXS
1/2"	21.3	25	25	0.07	0.07	0.08	0.08	0.1	0.1	0.13	
3/4"	26.7	29	29	0.09	0.09	0.12	0.12	0.17	0.17	0.2	
1"	33.4	38	38	0.2	0.2	0.24	0.24	0.31	0.31	0.4	0.54
1 1/4"	42.2	48	48	0.33	0.33	0.41	0.41	0.54	0.54	0.69	0.95
1 1/2"	48.3	57	57	0.45	0.45	0.6	0.6	0.79	0.79	1.06	1.4
2"	60.3	64	64	0.63	0.63	0.9	0.9	1.2	1.2	1.78	2.2
2 1/2"	73	76	76	1	1	1.65	1.65	2.16	2.16	2.8	3.9
3"	88.9	86	86	1.36	1.36	2.4	2.4	3.22	3.22	4.5	5.9
4"	114.3	105	105	2.1	2.1	4	4	5.7	5.7	8.5	10.5
5"	140	124	124	3.4	3.4	6.4	6.4	9.2	9.2	14.5	16.9
6"	168.3	143	143	4.7	4.7	9.6	9.6	14.5	14.5	23	27
8"	219.1	178	178	8.4	8.4	17.9	17.9	27.1	27.1	46.6	45.2
10"	273	216	216	14	14	30.5	30.5	41.2	48.4	86.8	78.3
12"	323.8	254	254	21.3	21.3	43.7	47.2	57.6	78.1	141	110.6
14"	355.6	279	279	26.9	35.6	52.9	61.5	69.8	102.8	183	
16"	406.4	305	305	33.2	44	65.4	86.6	86.5	142.7	256	
18"	457	343	343	42	55.7	82.9	123	110	201	362	
20"	508	381	381	60.1	69	102.7	161	136	273	494	
22"	559	419	419	73	84	124.5		164	360	647	
24"	610	432	432	93	93	138	250	183	431	788	

Note:

- 1, All dimensions are in millimeters.
- 2, Larger Sizes items are available upon request.
- 3, Bevel ends as per ASME B16.25.
- 4, Tolerance refer to page 12.

**P5/P12**

**AUH TRADING CO., LTD**  
**2-901, Shangbao Building, Lucheng**  
**Wenzhou City, 325000, China**  
**Tel: 0086-577-85550367**  
**sales@auhtrading.com**  
**info@auhtrading.com**

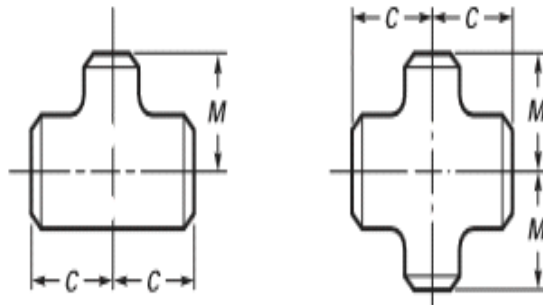


### DIMENSIONS OF REDUCING TEE & CROSS

NPS	OD	C	M		NPS	OD	C	M
1/2" X 1/2" X 3/8"	21.3 X 21.3 X 17.3	25	25		3" X 3" X 2 1/2"	88.9 X 88.9 X 73.0	86	83
3/4" X 3/4" X 1/2"	26.7 X 26.7 X 21.3	29	29		3" X 3" X 2"	88.9 X 88.9 X 60.3	86	76
3/4" X 3/4" X 3/8"	26.7 X 26.7 X 17.3	29	29		3" X 3" X 1 1/2"	88.9 X 88.9 X 48.3	86	73
1" X 1" X 3/4"	33.4 X 33.4 X 26.7	38	38		3" X 3" X 1 1/4"	88.9 X 88.9 X 42.2	86	70
1" X 1" X 1/2"	33.4 X 33.4 X 21.3	38	38		4" X 4" X 3"	114.3 X 114.3 X 88.9	105	98
1 1/4" X 1 1/4" X 1"	42.2 X 42.2 X 33.4	48	48		4" X 4" X 2 1/2"	114.3 X 114.3 X 73.0	105	95
1 1/4" X 1 1/4" X 3/4"	42.2 X 42.2 X 26.7	48	48		4" X 4" X 2"	114.3 X 114.3 X 60.3	105	89
1 1/4" X 1 1/4" X 1/2"	42.2 X 42.2 X 21.3	48	48		4" X 4" X 1 1/2"	114.3 X 114.3 X 48.3	105	86
1 1/2" X 1 1/2" X 1 1/4"	48.3 X 48.3 X 42.2	57	57		5" X 5" X 4"	141.3 X 141.3 X 114.3	124	117
1 1/2" X 1 1/2" X 1"	48.3 X 48.3 X 33.4	57	57		5" X 5" X 3"	141.3 X 141.3 X 88.9	124	111
1 1/2" X 1 1/2" X 3/4"	48.3 X 48.3 X 26.7	57	57		5" X 5" X 2 1/2"	141.3 X 141.3 X 73.0	124	108
1 1/2" X 1 1/2" X 1/2"	48.3 X 48.3 X 21.3	57	57		5" X 5" X 2"	141.3 X 141.3 X 60.3	124	105
2" X 2" X 1 1/2"	60.3 X 60.3 X 48.3	64	60		6" X 6" X 5"	168.3 X 168.3 X 141.3	143	137
2" X 2" X 1 1/4"	60.3 X 60.3 X 42.2	64	57		6" X 6" X 4"	168.3 X 168.3 X 114.3	143	130
2" X 2" X 1"	60.3 X 60.3 X 33.4	64	51		6" X 6" X 3"	168.3 X 168.3 X 88.9	143	124
2" X 2" X 3/4"	60.3 X 60.3 X 26.7	64	44		6" X 6" X 2 1/2"	168.3 X 168.3 X 73.0	143	121
2 1/2" X 2 1/2" X 2"	73.0 X 73.0 X 60.3	76	70		8" X 8" X 6"	219.1 X 219.1 X 168.3	178	168
2 1/2" X 2 1/2" X 1 1/2"	73.0 X 73.0 X 48.3	76	67		8" X 8" X 5"	219.1 X 219.1 X 141.3	178	162
2 1/2" X 2 1/2" X 1 1/4"	73.0 X 73.0 X 42.2	76	64		8" X 8" X 4"	219.1 X 219.1 X 114.3	178	156
2 1/2" X 2 1/2" X 1"	73.0 X 73.0 X 33.4	76	57		8" X 8" X 3"	219.1 X 219.1 X 88.9	178	149

Note:

- 1, All dimensions are in millimeters.
- 2, Larger Sizes items are available upon request.
- 3, Bevel ends as per ASME B16.25.
- 4, Tolerance refer to page 12.



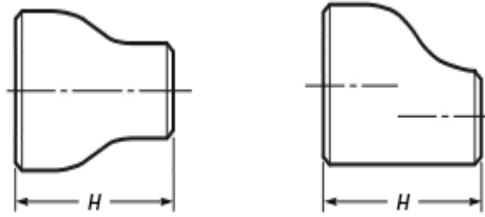
NPS	OD	C	M		NPS	OD	C	M
10" X 10" X 8"	273.0 X 273.0 X 219.1	216	203		20" X 20" X 18"	508.0 X 508.0 X 457.0	381	368
10" X 10" X 6"	273.0 X 273.0 X 168.3	216	194		20" X 20" X 16"	508.0 X 508.0 X 406.4	381	356
10" X 10" X 5"	273.0 X 273.0 X 141.3	216	191		20" X 20" X 14"	508.0 X 508.0 X 355.6	381	356
10" X 10" X 4"	273.0 X 273.0 X 114.3	216	184		20" X 20" X 12"	508.0 X 508.0 X 323.8	381	346
12" X 12" X 10"	323.8 X 323.8 X 273.0	254	241		20" X 20" X 10"	508.0 X 508.0 X 273.0	381	333
12" X 12" X 8"	323.8 X 323.8 X 219.1	254	229		20" X 20" X 8"	508.0 X 508.0 X 219.1	381	324
12" X 12" X 6"	323.8 X 323.8 X 168.3	254	219		22" X 22" X 20"	559.0 X 559.0 X 508.0	419	406
12" X 12" X 5"	323.8 X 323.8 X 141.3	254	216		22" X 22" X 18"	559.0 X 559.0 X 457.0	419	394
14" X 14" X 12"	355.6 X 355.6 X 323.8	279	210		22" X 22" X 16"	559.0 X 559.0 X 406.4	419	381
14" X 14" X 10"	355.6 X 355.6 X 273.0	279	257		22" X 22" X 14"	559.0 X 559.0 X 355.6	419	381
14" X 14" X 8"	355.6 X 355.6 X 219.1	279	248		22" X 22" X 12"	559.0 X 559.0 X 323.8	419	371
14" X 14" X 6"	355.6 X 355.6 X 168.3	279	238		22" X 22" X 10"	559.0 X 559.0 X 273.0	419	359
16" X 16" X 14"	406.4 X 406.4 X 355.6	305	305		24" X 24" X 22"	610.0 X 610.0 X 559.0	432	432
16" X 16" X 12"	406.4 X 406.4 X 323.8	305	295		24" X 24" X 20"	610.0 X 610.0 X 508.0	432	432
16" X 16" X 10"	406.4 X 406.4 X 273.0	305	283		24" X 24" X 18"	610.0 X 610.0 X 457.0	432	419
16" X 16" X 8"	406.4 X 406.4 X 219.1	305	273		24" X 24" X 16"	610.0 X 610.0 X 406.4	432	406
16" X 16" X 6"	406.4 X 406.4 X 168.3	305	264		24" X 24" X 14"	610.0 X 610.0 X 355.6	432	406
18" X 18" X 16"	457.0 X 457.0 X 406.4	343	330		24" X 24" X 12"	610.0 X 610.0 X 323.8	432	397
18" X 18" X 14"	457.0 X 457.0 X 355.6	343	330		24" X 24" X 10"	610.0 X 610.0 X 273.0	432	384
18" X 18" X 12"	457.0 X 457.0 X 323.8	343	321					
18" X 18" X 10"	457.0 X 457.0 X 273.0	343	308					
18" X 18" X 8"	457.0 X 457.0 X 219.1	343	298					

Note:

- 1, All dimensions are in millimeters.
- 2, Larger Sizes items are available upon request.
- 3, Bevel ends as per ASME B16.25.
- 4, Tolerance refer to page 12.

**AUH TRADING CO., LTD**  
**2-901, Shangbao Building, Lucheng**  
**Wenzhou City, 325000, China**  
**Tel: 0086-577-85550367**  
**sales@auhtrading.com**  
**info@auhtrading.com**

**P7/P12**



#### DIMENSIONS OF REDUCER CONCENTRIC & ECCENTRIC

NPS	OD	H	NPS	OD	H
1/2" X 3/8"	21.3 X 17.3	38	3" X 2 1/2"	88.9 X 73.0	89
3/4" X 1/2"	26.7 X 21.3	38	3" X 2"	88.9 X 60.3	89
3/4" X 3/8"	26.7 X 17.3	38	3" X 1 1/2"	88.9 X 48.3	89
1" X 3/4"	33.4 X 26.7	51	3" X 1 1/4"	88.9 X 42.2	89
1" X 1/2"	33.4 X 21.3	51	4" X 3"	114.3 X 88.9	102
1 1/4" X 1"	42.2 X 33.4	51	4" X 2 1/2"	114.3 X 73.0	102
1 1/4" X 3/4"	42.2 X 26.7	51	4" X 2"	114.3 X 60.3	102
1 1/4" X 1/2"	42.2 X 21.3	51	4" X 1 1/2"	114.3 X 48.3	102
1 1/2" X 1 1/4"	48.3 X 42.2	64	5" X 4"	141.3 X 114.3	127
1 1/2" X 1"	48.3 X 33.4	64	5" X 3"	141.3 X 88.9	127
1 1/2" X 3/4"	48.3 X 26.7	64	5" X 2 1/2"	141.3 X 73.0	127
1 1/2" X 1/2"	48.3 X 21.3	64	5" X 2"	141.3 X 60.3	127
2" X 1 1/2"	60.3 X 48.3	76	6" X 5"	168.3 X 141.3	140
2" X 1 1/4"	60.3 X 42.2	76	6" X 4"	168.3 X 114.3	140
2" X 1"	60.3 X 33.4	76	6" X 3"	168.3 X 88.9	140
2" X 3/4"	60.3 X 26.7	76	6" X 2 1/2"	168.3 X 73.0	140
2 1/2" X 2"	73.0 X 60.3	89	8" X 6"	219.1 X 168.3	152
2 1/2" X 1 1/2"	73.0 X 48.3	89	8" X 5"	219.1 X 141.3	152
2 1/2" X 1 1/4"	73.0 X 42.2	89	8" X 4"	219.1 X 114.3	152
2 1/2" X 1"	73.0 X 33.4	89	8" X 3"	219.1 X 88.9	152

Note:

- 1, All dimensions are in millimeters.
- 2, Larger Sizes items are available upon request.
- 3, Bevel ends as per ASME B16.25.
- 4, Tolerance refer to page 12.

**AUH TRADING CO., LTD**  
**2-901, Shangbao Building, Lucheng**  
**Wenzhou City, 325000, China**  
**Tel: 0086-577-85550367**  
**sales@auhtrading.com**  
**info@auhtrading.com**

**P8/P12**



**DIMENSIONS OF REDUCER CONCENTRIC & ECCENTRIC**

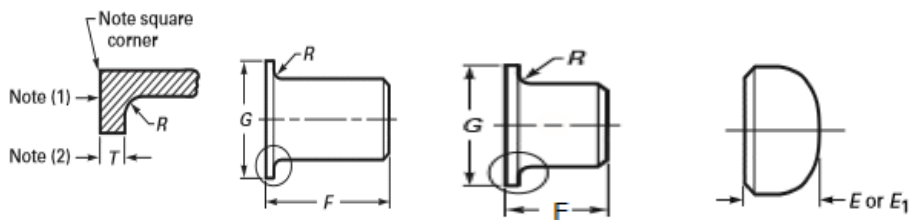
NPS	OD	H	NPS	OD	H
10" X 8"	273.0 X 219.1	178	20" X 18"	508.0 X 457.0	508
10" X 6"	273.0 X 168.3	178	20" X 16"	508.0 X 406.4	508
10" X 5"	273.0 X 141.3	178	20" X 14"	508.0 X 355.6	508
10" X 4"	273.0 X 114.3	178	20" X 12"	508.0 X 323.8	508
12" X 10"	323.8 X 273.0	203	20" X 10"	508.0 X 273.0	508
12" X 8"	323.8 X 219.1	203	20" X 8"	508.0 X 219.1	508
12" X 6"	323.8 X 168.3	203	22" X 20"	559.0 X 508.0	508
12" X 5"	323.8 X 141.3	203	22" X 18"	559.0 X 457.0	508
14" X 12"	355.6 X 323.8	330	22" X 16"	559.0 X 406.4	508
14" X 10"	355.6 X 273.0	330	22" X 14"	559.0 X 355.6	508
14" X 8"	355.6 X 219.1	330	22" X 12"	559.0 X 323.8	508
14" X 6"	355.6 X 168.3	330	22" X 10"	559.0 X 273.0	508
16" X 14"	406.4 X 355.6	356	24" X 22"	610.0 X 559.0	508
16" X 12"	406.4 X 323.8	356	24" X 20"	610.0 X 508.0	508
16" X 10"	406.4 X 273.0	356	24" X 18"	610.0 X 457.0	508
16" X 8"	406.4 X 219.1	356	24" X 16"	610.0 X 406.4	508
16" X 6"	406.4 X 168.3	356	24" X 14"	610.0 X 355.6	508
18" X 16"	457.0 X 406.4	381	24" X 12"	610.0 X 323.8	508
18" X 14"	457.0 X 355.6	381	24" X 10"	610.0 X 273.0	508
18" X 12"	457.0 X 323.8	381			
18" X 10"	457.0 X 273.0	381			
18" X 8"	457.0 X 219.1	381			

Note:

- 1, All dimensions are in millimeters.
- 2, Larger Sizes items are available upon request.
- 3, Bevel ends as per ASME B16.25.
- 4, Tolerance refer to page 10.

**P9/P12**

**AUH TRADING CO., LTD**  
**2-901, Shangbao Building, Lucheng**  
**Wenzhou City, 325000, China**  
**Tel: 0086-577-85550367**  
**sales@auhtrading.com**  
**info@auhtrading.com**



DIMENSIONS OF STUB END									DIMENSIONS OF CAP	
NPS	OD	Long F	Short F	R	G	E	WL	E1	NPS	OD
1/2"	21.3	76	51	3	35	25	4.57	25	1/2"	21.3
3/4"	26.7	76	51	3	43	25	3.81	25	3/4"	26.7
1"	33.4	102	51	3	51	38	4.57	38	1"	33.4
1 1/4"	42.2	102	51	5	64	38	4.83	38	1 1/4"	42.2
1 1/2"	48.3	102	51	6	73	38	5.08	38	1 1/2"	48.3
2"	60.3	152	64	8	92	38	5.59	44	2"	60.3
2 1/2"	73	152	64	8	105	38	7.11	51	2 1/2"	73
3"	88.9	152	64	10	127	51	7.62	64	3"	88.9
4"	114.3	152	76	11	157	64	8.64	76	4"	114.3
5"	140	203	76	11	186	76	9.65	89	5"	140
6"	168.3	203	89	13	216	89	10.92	102	6"	168.3
8"	219.1	203	102	13	270	102	12.7	127	8"	219.1
10"	273	254	127	13	324	127	12.7	152	10"	273
12"	323.8	254	152	13	381	152	12.7	178	12"	323.8
14"	355.6	305	152	13	413	165	12.7	191	14"	355.6
16"	406.4	305	152	13	470	178	12.7	203	16"	406.4
18"	457	305	152	13	533	203	12.7	229	18"	457
20"	508	305	152	13	584	229	12.7	254	20"	508
22"	559	305	152	13	641	254	12.7	254	22"	559
24"	610	305	152	13	692	267	12.7	305	24"	610

Note:

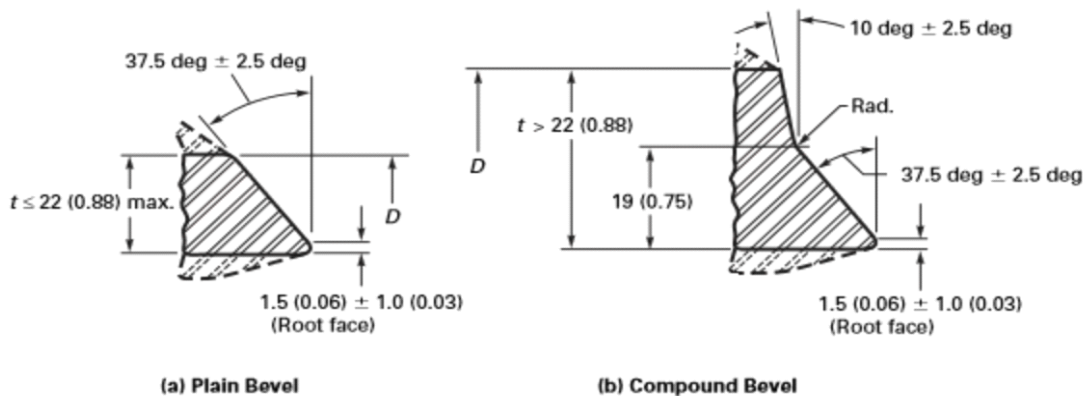
- 1, All dimensions are in millimeters.
- 2, Larger Sizes items are available upon request.
- 3, Bevel ends as per ASME B16.25.
- 4, Tolerance refer to page 12.
- 5, E1 applies for cap's wall thickness bigger than "WL".
- 6, Long pattern or Short Pattern Stub ends must be specified when ordering.

**P10/P12**

**AUH TRADING CO., LTD**  
**2-901, Shangbao Building, Lucheng**  
**Wenzhou City, 325000, China**  
**Tel: 0086-577-85550367**  
**sales@auhtrading.com**  
**info@auhtrading.com**

PIPE THICKNESS ACCORDING TO ASME B36.10M & ASME B36.19M

	S/5	S/10s	S/10	S/30	STD	S/40	XS	S/80s	S/80	S/120	S/160	XXS
1/2"	1.65	2.11	2.11	2.41	2.77	2.77	3.73	3.73	3.73		4.78	7.47
3/4"	1.65	2.11	2.11	2.41	2.87	2.87	3.91	3.91	3.91		5.56	7.82
1"	1.65	2.77	2.77	2.9	3.38	3.38	4.55	4.55	4.55		6.35	9.09
1 1/4"	1.65	2.77	2.77	2.97	3.56	3.56	4.85	4.85	4.85		6.35	9.7
1 1/2"	1.65	2.77	2.77	3.18	3.68	3.68	5.08	5.08	5.08		7.14	10.15
2"	1.65	2.77	2.77	3.18	3.91	3.91	5.54	5.54	5.54		8.74	11.07
2 1/2"	2.11	3.05	3.05	4.78	5.16	5.16	7.01	7.01	7.01		9.53	14.02
3"	2.11	3.05	3.05	4.78	5.49	5.49	7.62	7.62	7.62		11.13	15.24
4"	2.11	3.05	3.05	4.78	6.02	6.02	8.56	8.56	8.56	11.13	13.49	17.12
5"	2.77	3.4	3.4		6.55	6.55	9.53	9.53	9.53	12.7	15.88	19.05
6"	2.77	3.4	3.4		7.11	7.11	10.97	10.97	10.97	14.27	18.26	21.95
8"	2.77	3.76	3.76	7.04	8.18	8.18	12.7	12.7	12.7	18.26	23.01	22.23
10"	3.4	4.19	4.19	7.8	9.27	9.27	12.7	12.7	15.09	21.4	28.58	25.4
12"	3.96	4.57	4.57	8.38	9.53	10.31	12.7	12.7	17.48	25.4	33.32	25.4
14"	3.96	4.78	6.35	9.53	9.53	11.13	12.7	12.7	19.05	27.79	35.71	
16"	4.19	4.78	6.35	9.53	9.53	12.7	12.7	12.7	21.44	30.96	40.49	
18"	4.19	4.78	6.35	11.13	9.53	14.27	12.7	12.7	23.83	34.93	45.24	
20"	4.78	5.54	6.35	12.7	9.53	15.09	12.7	12.7	26.19	38.1	50.01	
22"	4.78	5.54	6.35	12.7	9.53		12.7	12.7	28.58	41.28	53.98	
24"	5.54	6.35	6.35	14.27	9.53	17.48	12.7	12.7	30.96	46.02	59.54	



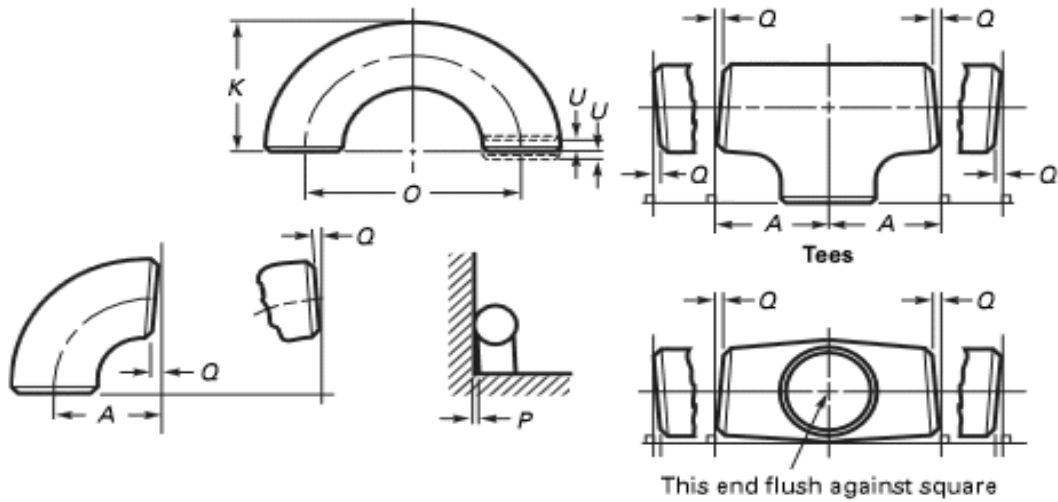
End Preparation:

Nominal Wall thickness, t

a) Plain Beveling Ends as illustration a	X~22mm, inclusive
b) Compound Beveling Ends as illustration b	above 22mm
c) Plain End (not illustrated): Cut square or slightly chamfer.	Less than X

Note:

itic alloy steel, X=3mm (0.12inch) for austenitic alloy.



NPS	OD	ID	A, B, C, M	RA, RB	F, H	E	O	K	U
0.5"~2.5"	+1.6,-0.8	0.8	2	3	2	3	6	6	1
3"~4"	1.6	1.6	2	3	2	3	6	6	1
5"~8"	+2.4,-1.6	1.6	2	3	2	6	6	6	1
10"~18"	+4.0,-3.2	3.2	2	3	2	6	10	6	2
20"~24"	+6.4,-4.8	4.8	2	3	2	6	10	6	2

NPS	Q	P	G	R	Lap Thickness
1/2"~4"	1	2	+0,-1	+0,-1	+1.6, -0
5"~8"	2	4	+0,-1	+0,-1	+1.6, -0
10"~12"	3	5	+0,-1	+0,-2	+1.6, -0
14"~16"	3	6	+0,-2	+0,-2	+3.2, -0
18"~24"	4	10	+0,-2	+0,-2	+3.2, -0

Note: According to ASME B16.9-2007

**P12/P12**

**AUH TRADING CO., LTD**  
**2-901, Shangbao Building, Lucheng**  
**Wenzhou City, 325000, China**  
**Tel: 0086-577-85550367**  
**sales@auhtrading.com**  
**info@auhtrading.com**